
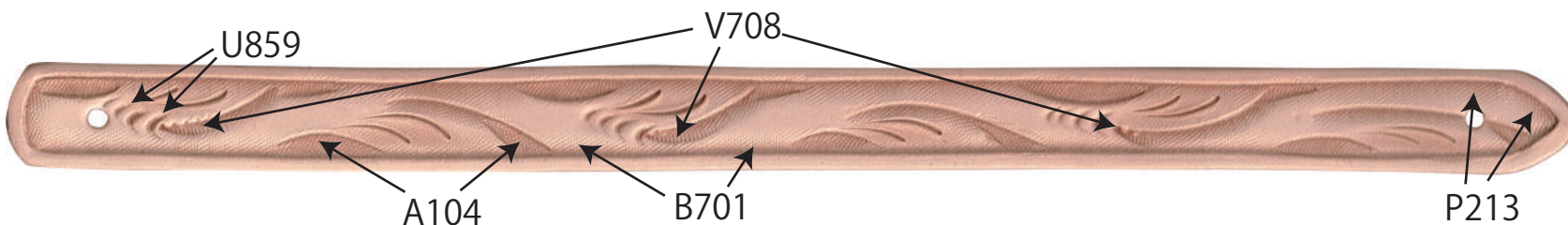
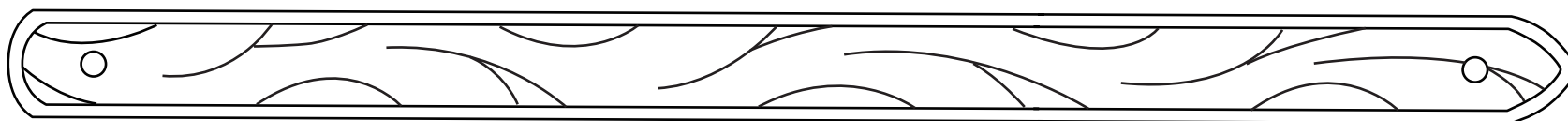
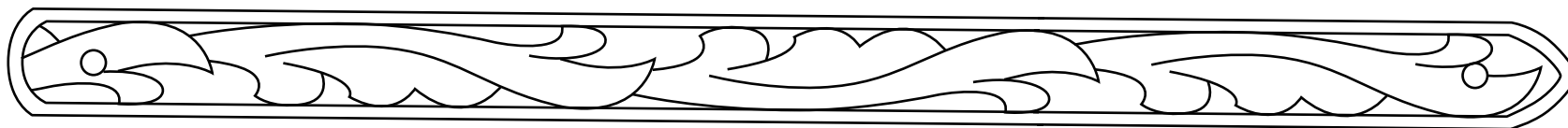


LC Original Tooling Pattern Template (for Leather Bracelet Kit 15)



【NOTICE】

If you're going to carve dyed leather(e.g. LC Leather Side Standard Black, LC Premium Dyed Leather), you will have difficulty soaking leather with a damp sponge because dyed leather has water repellency. In this case, it is good idea to soak leather in a water bowl till water sinks all the way into leather fibers. (It will take about 20 minutes.) And then, place it on your workbench and start carving when it begins to dry.